

# R

## RENAISSANCE®

TUSCANY IL CIOCCO RESORT & SPA

### DRIVE MAP



RENAISSANCE TUSCANY IL CIOCCO RESORT & SPA  
Via Giovanni Pascoli | Castelvechio Pascoli, 55051, Barga (Lucca) | ITALY | t +390583769864 f +390583769868  
[marriott.com/lcvbr](http://marriott.com/lcvbr) | [facebook.com/renaissancetuscany](https://facebook.com/renaissancetuscany) | [twitter.com/RenTuscany](https://twitter.com/RenTuscany)

Dear Guest,

the purpose of this guide is to help all of our visitors and guests to reach the **Renaissance Tuscany Il Ciocco Resort & Spa** in the faster and easiest way. The following guide for you to follow is the best we can provide to reach us despite other browsers and navigators suggest alternative paths to reach the hotel. **Kindly ignore the ones that suggest you to do take the way from Aulla**, as this is a much longer route that may result in being very uncomfortable.

## Recommended route

1. Always take the exit **Lucca Est.**
2. From Highway **SS12** go straight and keep left to **Viale Europa.**



3. Go through the traffic lights and continue straight on.



4. At the roundabout take the 2nd exit onto Viale Giosuè Carducci.



5. Continue on **Via Lazzaro Papi** and then **Viale Carlo Del Prete ( ss12 )**.




6. At the first roundabout take the **2nd exit** again on **Viale Carlo Del Prete ( ss12 )**.



7. Continue to **Viale Carlo Del Prete ( ss12 )**, taking the left lane, enter the roundabout and take the **2nd exit** onto **Via Matteo Civitali**.



8. Keep in the right lane, pass the traffic light and take **Via del Brennero** on the right.



9. Continue straight for about 2 km , at the first roundabout take the **2nd exit** to stay on **Via del Brennero**.



10. After about 3.5 km, at the end of **Via del Brennero** keep left and take the roundabout.



11. Take the **2nd exit** onto **Via di Sant'Antonio in Saltocchio (SS445)**.



12. After the bridge, keep right on **Strada Provinciale 20 Lodovica**.



13. Continue straight at the first junction keep left on **SS12** pass Galleries.





14. At the exit of the tunnel continue along **Via Nazionale (SS12)** and bear right at the junction towards **Borgo a Mozzano / Castelnuovo di Garfagnana** on **Strada Provinciale 20 Lodovica**.





15. Continue for approximately 2.5 km, take the roundabout and take the 1st exit onto **Strada Provinciale 20 Lodovica** always in the direction of **Castelnuovo di Garfagnana**.



16. Continue straight for 6.5 Km until you reach **Borgo a Mozzano**, take the roundabout and take the **2nd exit** in the direction of **Castelnuovo Garfagnana**.





17. Continue straight for 14 km on **Strada Provinciale 20 Lodovica** towards **Castelnuovo di Garfagnana**.



18. Pass through **Galliciano** and continue straight for about 3 km on **Strada Provinciale 20 Lodovica**, arrived at **Ponte Campia** turn right on **445 SRT**.



19. After the bridge, turn left on **Strada Provinciale 7**.



20. Continue on **Strada Provinciale 7**, after about 1 km turn left at the entrance to the estate.



21. Follow the road to the estate still about 2.5 km, turn right at the entrance to the hotel.

**R**  
RENAISSANCE®  
TUSCANY IL CIOCCO RESORT & SPA

**R**  
RENAISSANCE®  
TUSCANY IL CIOCCO RESORT & SPA

RENAISSANCE TUSCANY IL CIOCCO RESORT & SPA

Via Giovanni Pascoli - Castelvecchio Pascoli, 55051, Barga (Lucca), ITALY

T +3905837691 F +390583769868 [info@renaisancetuscany.com](mailto:info@renaisancetuscany.com)

RENAISSANCE TUSCANY IL CIOCCO RESORT & SPA  
Via Giovanni Pascoli | Castelvecchio Pascoli, 55051, Barga (Lucca) | ITALY | t +390583769864 f +390583769868  
[marriott.com/lcvbr](http://marriott.com/lcvbr) | [facebook.com/renaisancetuscany](https://facebook.com/renaisancetuscany) | [twitter.com/RenTuscany](https://twitter.com/RenTuscany)